

QuIP Lead Evaluator Training


With James Copestake, Fiona Remnant, Rebekah Avard and Steve Powell




Schedule: 13th – 22nd September 2021



Prior to the start date you will be sent:


- A form to complete with more information about yourself, your work and a potential application of QuIP you may have in mind.
- Access to a learning platform which will be used during the course for viewing the materials, live sessions, questions, comments and sharing messages with us and other course members



This schedule is split into independent study sessions using pre-recorded presentations sent to you and live video-link sessions. You will need to view the presentations before each live session, and where possible complete suggested exercises individually or with other training participants.


DAY 1: Monday 13 th September	
<p>Independent study</p>  <p>Approximate duration: 1.5 hours</p>	<p>Part 1: QuIP methodological overview <i>Overview of the theory</i></p> <ul style="list-style-type: none"> - Methodological origins and development of QuIP - Introduce steps and roles in QuIP <p>Part 2: Planning a QuIP <i>Understand if a QuIP is right for this project's needs</i></p> <ul style="list-style-type: none"> - Change stories, who/ where/ when - QuIP in the context of different outcomes-based approaches - Brief overview of QuIP outputs


DAY 2: Tuesday 14 th September	
<p>Live video link</p>  <p>Starting at 14:00 GMT+1 Approximate duration: 2 hours</p>	<p>LIVE SESSION 1 Re-cap and Q&A with James & Fiona on Parts 1 & 2</p>
<p>Independent study</p>  <p>Approximate duration: 1 hour</p>	<p>Part 3: Case selection <i>Feel confident about using a purposive evidence selection strategy</i></p> <ul style="list-style-type: none"> - Overview and example of case selection
<p>Exercises to complete before Day 4 Approximate duration: 1 hour</p> 	<ul style="list-style-type: none"> - Work on a case selection strategy for your project



DAY 3: Wednesday 15 th September	
<p>Independent study</p>  <p>Approximate duration: 1.5 hours</p>	<p>Part 4: Questionnaire design <i>Understand how to plan a QuIP questionnaire</i></p> <ul style="list-style-type: none"> - Collaborative questionnaire design - Selecting outcome domains - Writing open and closed questions to elicit stories of change <p>Part 5: Preparing for data collection <i>Know the steps and skills required for data collection</i></p> <ul style="list-style-type: none"> - Roles and choreography in a QuIP - Training & piloting
<p>Exercises to complete before Day 5 Approximate duration: 1 hour</p> 	<ul style="list-style-type: none"> - Design questionnaire structure and QuIP-style open-ended questions for your own project - Review 'Options in Designing a QuIP Study'

DAY 4: Thursday 16 th September	
<p>Live video link</p>  <p>Starting at 14:00 GMT+1 Approximate duration: 2 hours</p>	<p>LIVE SESSION 2</p> <p>a) Practical exercise:</p> <ul style="list-style-type: none"> - Conduct personal QuIP-style interviews in pairs, with other training participants. Once you log on you will be allocated a partner and put in a 'break-out room' for 20 minutes using the question we have set in the Part 5 exercise section; 10 minutes for each person to be 'interviewer'. <p>b) Re-cap and Q&A with James, Fiona and Rebekah on Parts 3-5</p>

DAY 5: Friday 17 th September	
<p>Independent study</p>  <p>Approximate duration: 2 hours</p>	<p>Part 6: Data coding - theory <i>Understand the QuIP approach to coding qualitative data</i></p> <ul style="list-style-type: none"> - Coding causal claims - Using attribution, sentiment and themes - Introduction to coding in Causal Map
<p>Optional informal video meet up</p>  <p>Starting at 14:00 GMT+1</p>	<p>OPTIONAL 'TEA BREAK'</p> <p>An opportunity to log in to a Zoom room just for training participants - without any of the course leaders present. Discuss and share ideas informally.</p>

DAY 6: Monday 20 th September	
<p>Live video link</p>  <p>Starting at 14:00 GMT+1 Approximate duration: 2 hours</p>	<p>LIVE SESSION 3:</p> <p>Part 6: Data coding - practice</p> <p>Re-cap and Q&A on Part 6 with Fiona, Rebekah and Steve</p> <ul style="list-style-type: none"> - Work on QuIP coding exercise in pairs in breakout rooms - Walkthrough of more Causal Map features - Example presentation of QuIP results - Introduction to Part 7

DAY 7: Tuesday 21 st September	
 <p>Exercise to complete before next live session Approximate duration: > 1 hour</p>	<p>Part 7: Analysis and presentation</p> <ul style="list-style-type: none"> - Explore dashboard in Causal Map using notes and analysis exercise provided

DAY 8: Wednesday 22 nd September	
<p>Live video link</p>  <p>Starting at 14:00 GMT+1 Approximate duration: 1.5 hours</p>	<p>LIVE SESSION 4: Wrap up with Fiona, Rebekah and Steve</p> <ul style="list-style-type: none"> - Feedback from coding and analysis practice - Introduce accreditation exercises and options
 <p>Optional accreditation exercises</p>	<ul style="list-style-type: none"> - Lead Evaluator accreditation assignment (included) - Analyst accreditation assignment (extra payment required)