

## QuIP Lead Evaluator Training


With James Copestake, Fiona Remnant, Rebekah Avard and Steve Powell




Schedule: Monday 16<sup>th</sup> – Wednesday 25<sup>th</sup> May 2022



**Prior to the start date** you will be sent:


- A form to complete with more information about yourself, your work and a potential application of QuIP you may have in mind.
- Access to a learning platform which will be used during the course for viewing the materials, live sessions, questions, comments and sharing messages with us and other course members



This schedule is split into independent study sessions using pre-recorded presentations sent to you and live video-link sessions. You will need to **view the presentations before each live session**, and where possible complete suggested exercises individually or with other training participants.


DAY 1: Monday 16 <sup>th</sup> May - THIS MUST BE COMPLETED BEFORE DAY 2	
<p><b>Independent study</b></p>  <p><b>Approximate duration:</b> 1.5 hours</p>	<p><b>Part 1: QuIP methodological overview</b> <i>Overview of the theory</i></p> <ul style="list-style-type: none"> <li>- Methodological origins and development of QuIP</li> <li>- Introduce steps and roles in QuIP</li> </ul> <p><b>Part 2: Planning a QuIP</b> <i>Understand if a QuIP is right for this project's needs</i></p> <ul style="list-style-type: none"> <li>- Change stories, who/ where/ when</li> <li>- QuIP in the context of different outcomes-based approaches</li> <li>- Brief overview of QuIP outputs</li> </ul>


DAY 2: Tuesday 17 <sup>th</sup> May	
<p><b>Live video link</b></p>  <p><b>Starting at 10:00</b> GMT+1 <b>Approximate duration: 2 hours</b></p>	<p><b>LIVE SESSION 1</b> <b>Re-cap with James &amp; Fiona on Parts 1 &amp; 2</b></p> <ul style="list-style-type: none"> <li>- Introductions</li> <li>- Q&amp;A on QuIP overview</li> </ul>
<p><b>Independent study</b></p>  <p><b>Approximate duration: 1 hour</b></p>	<p><b>Part 3: Case selection</b> <i>Feel confident about using a purposive evidence selection strategy</i></p> <ul style="list-style-type: none"> <li>- Overview and example of case selection</li> </ul>
 <p><b>Exercises to complete before Day 4</b> <b>Approximate duration: 1 hour</b></p>	<ul style="list-style-type: none"> <li>- Work on a case selection strategy for your project</li> </ul>



DAY 3: Wednesday 18 <sup>th</sup> May	
<p><b>Independent study</b></p>  <p><b>Approximate duration: 1.5 hours</b></p>	<p><b>Part 4: Questionnaire design</b> <i>Understand how to plan a QuIP questionnaire</i></p> <ul style="list-style-type: none"> <li>- Collaborative questionnaire design</li> <li>- Selecting outcome domains</li> <li>- Writing open and closed questions to elicit stories of change</li> </ul> <p><b>Part 5: Preparing for data collection</b> <i>Know the steps and skills required for data collection</i></p> <ul style="list-style-type: none"> <li>- Roles and choreography in a QuIP</li> <li>- Training &amp; piloting</li> </ul>
 <p><b>Exercises to complete before Day 5</b> <b>Approximate duration: 1 hour</b></p>	<ul style="list-style-type: none"> <li>- Design questionnaire structure and QuIP-style open-ended questions for your own project</li> <li>- Review 'Options in Designing a QuIP Study'</li> </ul>

DAY 4: Thursday 19 <sup>th</sup> May	
<p><b>Live video link</b></p>  <p><b>Starting at 10:00</b> GMT+1 <b>Approximate duration: 2 hours</b></p>	<p><b>LIVE SESSION 2</b></p> <p><b>a) Case Selection:</b></p> <ul style="list-style-type: none"> <li>- Work on a case selection exercise in small groups</li> </ul> <p><b>b) Questionnaire Design:</b></p> <ul style="list-style-type: none"> <li>- Review questionnaire exercise in groups, work on domain and question structure for example project</li> </ul>

DAY 5: Friday 20 <sup>th</sup> May	
<p><b>Independent study</b></p>  <p><b>Approximate duration: 2 hours</b></p>	<p><b>Part 6: Data coding - theory</b> <i>Understand the QuIP approach to coding qualitative data</i></p> <ul style="list-style-type: none"> <li>- Coding causal claims</li> <li>- Introduction to coding in Causal Map, using attribution, hierarchy and other flags</li> </ul>
<p><b>Optional informal video meet up</b></p>  <p><b>Starting at 10:00 GMT+1</b></p>	<p><b>OPTIONAL 'TEA BREAK'</b></p> <p>An opportunity to log on to a video call just for training participants - without any of the course leaders present. Discuss and share ideas informally.</p>

DAY 6: Monday 23 <sup>rd</sup> May	
<p><b>Live video link</b></p>  <p><b>Starting at 10:00</b> GMT+1 <b>Approximate duration: 2 hours</b></p>	<p><b>LIVE SESSION 3:</b></p> <p><b>Part 6: Data coding - practice</b></p> <p><b>Re-cap and Q&amp;A on Part 6 with Fiona, Rebekah and Steve</b></p> <ul style="list-style-type: none"> <li>- Group work on QuIP coding exercises</li> <li>- Walkthrough of Causal Map coding features and hands-on coding in Causal Map</li> </ul>

DAY 7: Tuesday 24 <sup>th</sup> May	
<p><b>Independent Study</b></p>  <p><b>Approximate duration:</b>  <b>&gt; 1 hour</b></p>	<p><b>Part 7: Analysis and presentation</b></p> <ul style="list-style-type: none"> <li>- Exploring coded data in the form of maps and tables; what does this mean and how can it be used?</li> </ul>

DAY 8: Wednesday 25 <sup>th</sup> May	
<p><b>Live video link</b></p>  <p><b>Starting at 10:00</b>            GMT+1  <b>Approximate duration: 2 hours</b></p>	<p><b>LIVE SESSION 4:</b>  <b>QuIP data analysis and use - with Fiona, Rebekah and Steve</b></p> <ul style="list-style-type: none"> <li>- Example presentation of QuIP results</li> <li>- Walkthrough of Causal Map analysis features, and other options for analysis</li> <li>- Introduce accreditation exercises</li> </ul>
 <p><b>Optional accreditation exercise</b></p>	<p>Lead Evaluator accreditation assignment (included in the fee)</p>